



## J THOMAS & COMPANY PRIVATE LIMITED

GUWAHATI MARKET SYNOPSIS - SALE 38/2025

(\*NEW SEASON TEAS ONLY)

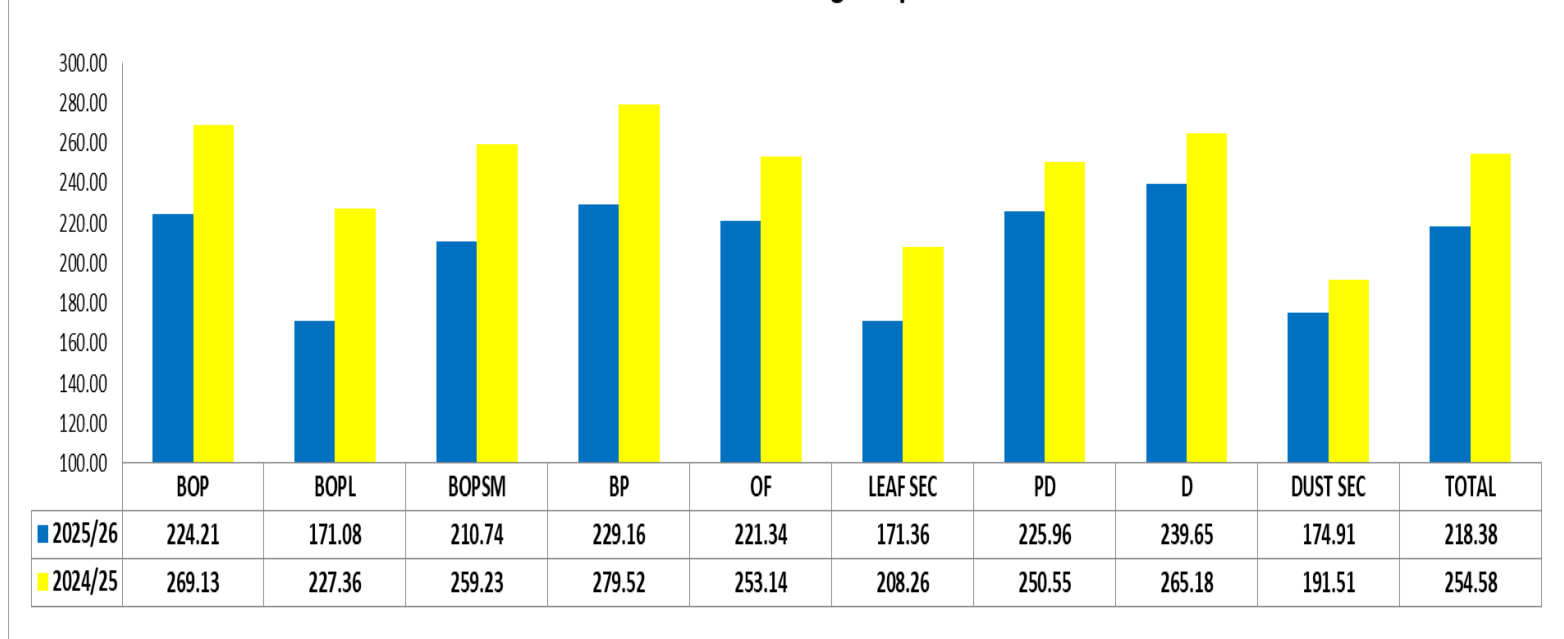
Market Report	
LEAF	DUST
<ul style="list-style-type: none"> <li>* Market witnessed fair demand.</li> <li>* Liquoring Assams and cleaner mediums around last.</li> <li>* Remainder irregular and lower following quality.</li> </ul>	<ul style="list-style-type: none"> <li>* Market witnessed fair demand.</li> <li>* Select liquoring sorts around last.</li> <li>* Remainder easier.</li> </ul>

Buying Analysis	
LEAF	DUST
<ul style="list-style-type: none"> <li>* WI: Good support on liquoring varieties.</li> <li>* HUL: Operated.</li> <li>* TCPL: Operated on plainer varieties.</li> <li>* Internals: Fair support.</li> <li>* Exporters: Some enquiry on Bolder broken.</li> </ul>	<ul style="list-style-type: none"> <li>* Major Blenders: Operated.</li> <li>* WI: Operated.</li> <li>* Internals: Fair support.</li> </ul>

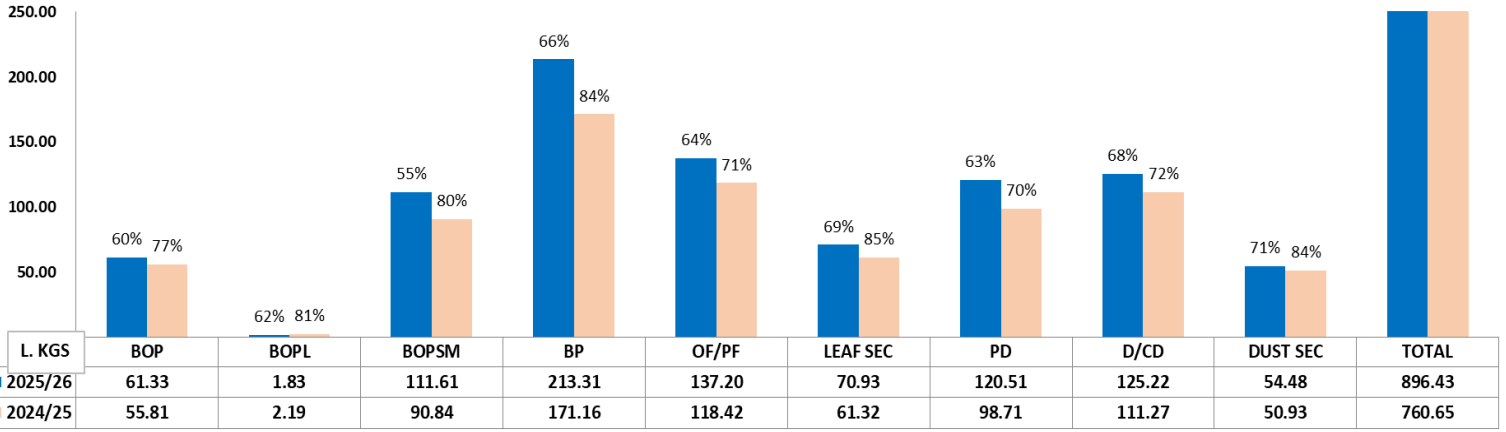
AUCTION AVERAGES												
	2025/26			2024/25			2023/24			UPTO SALE 38		
	SALE 38	SALE 37	+/-	SALE 38	SALE 37	+/-	SALE 38	SALE 37	+/-	2025/26	2024/25	2023/24
LEAF	198.49	196.02	2.47	262.38	263.42	-1.03	197.08	193.46	3.63	216.35	259.45	205.68
DUST	189.63	196.34	-6.70	260.56	260.56	0.00	196.56	193.94	2.62	222.40	245.26	198.43
<b>TOTAL</b>	<b>195.47</b>	<b>196.13</b>	<b>-0.66</b>	<b>261.78</b>	<b>262.41</b>	<b>-0.63</b>	<b>196.93</b>	<b>193.60</b>	<b>3.33</b>	<b>218.38</b>	<b>254.58</b>	<b>203.56</b>

GTAC AUCTION AVERAGES										
SALE		31	32	33	34	35	36	37	38	
LEAF	2025/26	217.99	212.16	203.25	193.29	196.73	199.21	196.02	198.49	
	2024/25	263.66	262.40	267.26	267.69	265.69	262.95	263.42	262.38	
DUST	2025/26	224.38	221.30	220.99	202.14	197.89	196.64	196.34	189.63	
	2024/25	239.93	243.35	254.65	260.20	258.41	255.88	260.56	260.56	
TOTAL	2025/26	220.22	215.08	209.32	196.49	197.12	198.34	196.13	195.47	
	2024/25	256.11	256.07	262.86	265.13	263.10	260.34	262.41	261.78	

### GTAC Grade Wise Averages Upto Sale 38



### GTAC Grade Wise Sold Quantities & Sold % Upto Sale 38



#### OFFER / SOLD QUANTITY & AVERAGE PRICE (2025/26)

	THIS SALE				LAST SALE				UPTO SALE 38			
	OFFERED	SOLD	AVG.	OUT %	OFFERED	SOLD	AVG.	OUT %	OFFERED	SOLD	AVG.	OUT %
<b>BROKENS</b>	37,72,460	25,11,814	206.11	33%	36,59,655	24,60,331	203.48	33%	6,49,01,187	4,01,00,384	222.06	38%
<b>FANNINGS</b>	13,38,492	8,77,643	201.00	34%	12,56,965	8,82,636	198.34	30%	2,13,22,654	1,37,20,320	221.34	36%
<b>LEAF SEC.</b>	6,35,951	4,47,342	150.80	30%	6,17,111	4,07,679	146.02	34%	82,30,687	58,01,476	165.05	30%
<b>LEAF TOTAL</b>	<b>57,46,903</b>	<b>38,36,798</b>	<b>198.49</b>	<b>33%</b>	<b>55,33,731</b>	<b>37,50,646</b>	<b>196.02</b>	<b>32%</b>	<b>9,44,54,528</b>	<b>5,96,22,181</b>	<b>216.35</b>	<b>37%</b>

	THIS SALE				LAST SALE				TO DATE			
	OFFERED	SOLD	AVG.	OUT %	OFFERED	SOLD	AVG.	OUT %	OFFERED	SOLD	AVG.	OUT %
<b>DUST</b>	23,17,227	15,68,421	200.72	32%	21,98,724	15,07,670	207.21	31%	3,73,91,996	2,45,73,140	232.93	34%
<b>DUST SEC.</b>	6,39,588	4,21,466	148.39	34%	5,64,974	3,60,911	150.92	36%	76,47,031	54,47,871	174.91	29%
<b>DUST TOTAL</b>	<b>29,56,816</b>	<b>19,89,887</b>	<b>189.63</b>	<b>33%</b>	<b>27,63,698</b>	<b>18,68,581</b>	<b>196.34</b>	<b>32%</b>	<b>4,50,39,027</b>	<b>3,00,21,011</b>	<b>222.40</b>	<b>33%</b>
<b>TOTAL</b>	<b>87,03,718</b>	<b>58,26,686</b>	<b>195.47</b>	<b>33%</b>	<b>82,97,430</b>	<b>56,19,228</b>	<b>196.13</b>	<b>32%</b>	<b>13,94,93,555</b>	<b>8,96,43,192</b>	<b>218.38</b>	<b>36%</b>

#### OFFER / SOLD QUANTITY & AVERAGE PRICE

LEAF	THIS SALE				LAST SALE				UPTO SALE 38			
	OFFERED	SOLD	AVG.	OUT %	OFFERED	SOLD	AVG.	OUT %	OFFERED	SOLD	AVG.	OUT %
<b>2025/26</b>	57,46,903	38,36,798	198.49	33%	55,33,731	37,50,646	196.02	32%	9,44,54,528	5,96,22,181	216.35	37%
<b>2024/25</b>	44,81,942	34,91,919	262.38	22%	40,77,619	31,26,202	263.42	23%	6,30,84,969	4,99,74,889	259.45	21%

DUST	THIS SALE				LAST SALE				UPTO SALE 38			
	OFFERED	SOLD	AVG.	OUT %	OFFERED	SOLD	AVG.	OUT %	OFFERED	SOLD	AVG.	OUT %
<b>2025/26</b>	29,56,816	19,89,887	189.63	33%	27,63,698	18,68,581	196.34	19634%	4,50,39,027	3,00,21,011	222.40	33%
<b>2024/25</b>	25,03,967	17,35,311	260.56	31%	21,52,507	17,07,950	260.56	21%	3,56,97,121	2,60,90,547	245.26	27%

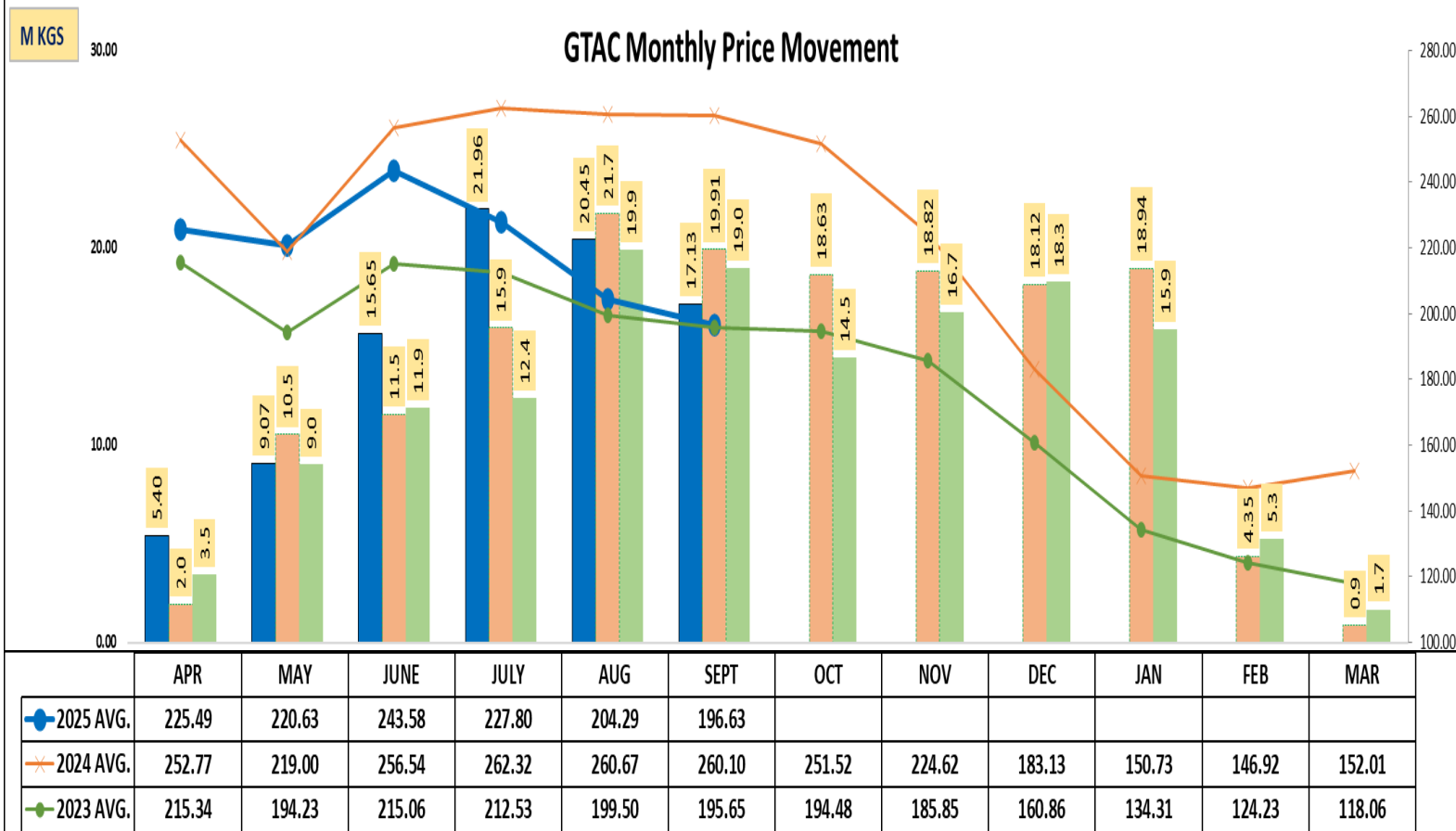
TOTAL	THIS SALE				LAST SALE				UPTO SALE 38			
	OFFERED	SOLD	AVG.	OUT %	OFFERED	SOLD	AVG.	OUT %	OFFERED	SOLD	AVG.	OUT %
<b>2025/26</b>	<b>87,03,718</b>	<b>58,26,686</b>	<b>195.47</b>	<b>33%</b>	<b>82,97,430</b>	<b>56,19,228</b>	<b>196.13</b>	<b>32%</b>	<b>13,94,93,555</b>	<b>8,96,43,192</b>	<b>218.38</b>	<b>36%</b>
<b>2024/25</b>	<b>69,85,908</b>	<b>52,27,230</b>	<b>261.78</b>	<b>25%</b>	<b>62,30,126</b>	<b>48,34,153</b>	<b>262.41</b>	<b>22%</b>	<b>9,87,82,091</b>	<b>7,60,65,436</b>	<b>254.58</b>	<b>23%</b>

#### PRICE RANGE

% OF TEAS SOLD	LEAF					DUST				
	2025/26		UPTO SALE 38			2025/26		UPTO SALE 38		
	SALE 38	SALE 37	2025/26	2024/25	2023/24	SALE 38	SALE 37	2025/26	2024/25	2023/24
<b>BELOW 150</b>	32	34	22	7	23	33	27	20	10	27
<b>BETWEEN 151.00-200.00</b>	24	21	25	15	28	26	24	26	21	27
<b>BETWEEN 201.00-250.00</b>	21	23	21	26	26	24	29	20	24	26
<b>BETWEEN 251.00-300.00</b>	17	17	17	22	14	14	16	18	20	15
<b>BETWEEN 301.00-350.00</b>	5	4	11	17	6	3	3	11	16	3
<b>BETWEEN 351.00-400.00</b>	2	1	3	10	1	0	1	4	7	1
<b>ABOVE 400.00</b>	0	0	1	3	1	0	0	2	2	0

**FUTURE FRESH OFFERING (IN PACKAGES)**

SALE NO	THIS YEAR-2025			LAST YEAR-2024			DIFFERENCE		
	LEAF	DUST	TOTAL	LEAF	DUST	TOTAL	LEAF	DUST	TOTAL
39	1,22,414	46,514	1,68,928	1,34,882	58,111	1,92,993	-12,468	-11,597	-24,065
41	1,17,127	46,275	1,63,402	1,23,376	41,520	1,64,896	-6,249	4,755	-1,494
42	1,12,675	46,462	1,59,137	1,22,154	45,240	1,67,394	-9,479	1,222	-8,257
<b>TOTAL</b>	<b>3,52,216</b>	<b>1,39,251</b>	<b>4,91,467</b>	<b>3,80,412</b>	<b>1,44,871</b>	<b>5,25,283</b>	<b>-28,196</b>	<b>-5,620</b>	<b>-33,816</b>



\* Please note September 2025-26 Price is calculated on SALE 36,37,38 Only

**GTAC BUYING FOR THE SALE 38**

	LEAF			DUST				TOTAL			
	Kgs	AVG	%	ZONE	Kgs	AVG	%	ZONE	Kgs	AVG	%
<b>OFFER</b>	<b>57,46,902.6</b>	<b>Kgs</b>		<b>OFFER</b>	<b>29,56,815.8</b>	<b>Kgs</b>		<b>OFFER</b>	<b>87,03,718.4</b>	<b>Kgs</b>	
<b>SOLD</b>	<b>38,36,798.2</b>	<b>Kgs</b>		<b>SOLD</b>	<b>19,89,887.4</b>	<b>Kgs</b>		<b>SOLD</b>	<b>58,26,685.6</b>	<b>Kgs</b>	
<b>SOLD %</b>	<b>67%</b>			<b>SOLD %</b>	<b>67%</b>			<b>SOLD %</b>	<b>67%</b>		
<b>ZONE</b>	<b>Kgs</b>	<b>AVG</b>	<b>%</b>	<b>ZONE</b>	<b>Kgs</b>	<b>AVG</b>	<b>%</b>	<b>ZONE</b>	<b>Kgs</b>	<b>AVG</b>	<b>%</b>
TCPL	2,82,738	135.92	7%	TCPL	3,31,413	171.10	17%	TCPL	6,14,151	154.90	11%
HUL	4,91,876	190.23	13%	HUL	4,32,640	206.57	22%	HUL	9,24,516	197.87	16%
W.India	9,31,009	201.51	24%	W.India	3,74,054	208.67	19%	W.India	13,05,063	203.56	22%
WI.Pack	2,23,906	237.18	6%	WI.Pack	2,49,076	180.77	13%	WI.Pack	4,72,981	207.47	8%
N.India	4,42,579	177.19	12%	N.India	1,91,399	208.73	10%	N.India	6,33,977	186.71	11%
NI.Pack	2,58,066	254.78	7%	NI.Pack	7,980	229.55	0%	NI.Pack	2,66,046	254.02	5%
Packeteers	1,57,250	149.06	4%	Packeteers	1,58,413	153.09	8%	Packeteers	3,15,663	151.08	5%
C.India	80,176	244.73	2%	C.India	31,465	212.09	2%	C.India	1,11,641	235.53	2%
Exports	1,30,674	192.51	3%	Exports	12,013	130.13	1%	Exports	1,42,687	187.25	2%
Local	5,15,549	201.13	13%	Local	84,073	157.41	4%	Local	5,99,622	195.00	10%
S.India	70,877	274.10	2%	S.India	64,683	168.87	3%	S.India	1,35,560	223.89	2%
Others	2,52,100	211.63	7%	Others	52,678	185.45	3%	Others	3,04,778	207.10	5%
<b>TOTAL</b>	<b>38,36,798</b>	<b>198.49</b>	<b>100%</b>	<b>TOTAL</b>	<b>19,89,887</b>	<b>189.63</b>	<b>100%</b>	<b>TOTAL</b>	<b>58,26,686</b>	<b>195.47</b>	<b>100%</b>

**GTAC ASSAM BATTING ORDER UPTO SALE 38**

MARK	2025-26			2024-25		
	RANK	KGS	AVG	RANK	KGS	AVG
HOOKHMOL	1	86,359	498.19	1	75,171	500.29
HALMARI	2	2,66,548	428.72	3	2,51,471	442.17
HATIMARA	3	2,42,781	423.74	2	1,32,217	449.72
DECKIAJULI	4	2,67,157	401.15	5	2,18,154	391.41
BANAMALIE	5	90,284	380.54	4	1,01,530	404.33
KAMARBUND	6	1,31,377	359.48	6	1,29,719	386.06
HIRAJULI	7	80,329	359.11	7	1,14,080	380.52
HUNWAL	8	73,202	355.95	35	1,62,429	340.01
DOOLAHAT	9	1,35,977	355.45	22	1,38,316	351.35
GELAKEY	10	1,64,848	348.20	9	1,33,413	379.00
DOOMNI	11	4,88,100	347.14	13	5,32,355	371.46
KEYHUNG	12	83,274	345.63	32	2,21,727	343.12
DUFLATING	13	1,18,916	343.19	8	1,77,615	380.05
LOHPOHIA	14	69,859	341.57	14	97,507	367.50
GHILLIDARY	15	1,02,757	340.11	12	1,01,573	371.46
SOCKETING	16	1,43,324	337.86	16	1,36,754	365.31
DEHA	17	1,97,695	334.26	10	1,85,810	374.67
KHONA	18	1,73,253	333.91	11	1,39,156	373.03
DEOHALL	19	4,25,344	333.23	36	3,70,081	339.69
JAMIRAH	20	90,169	329.64	15	77,817	366.30
RAJMAI	21	52,233	326.50	59	1,54,910	319.04
HAROOCHARAI	22	2,14,351	325.93	28	1,99,022	348.31
SREESIBBARI	23	1,50,711	323.73	17	1,51,158	365.11
BORSILLAH	24	2,70,200	322.61	18	2,03,648	364.10
TIOKWBCLONAL	25	82,666	322.18	83	1,64,237	304.38

\* Above 50,000 Kgs

**ASSAM BATTING ORDER (GTAC+CTTA) UPTO SALE 38**

MARK	2025-26			2024-25		
	RANK	KGS	AVG	RANK	KGS	AVG
HOOKHMOL	1	1,93,797	505.33	2	1,50,961	509.59
GATOONGA	2	1,93,580	445.55	1	2,69,527	527.54
HALMARI	3	4,35,515	425.78	6	3,83,184	437.80
HATIMARA	4	2,42,781	423.74	4	1,78,314	457.26
MOKRUNG	5	93,498	412.46	3	1,91,532	487.95
DECKIAJULI	6	2,67,157	401.15	10	2,18,154	391.41
SALKATHONI	7	2,32,915	386.96	5	2,25,299	443.91
BANAMALIE	8	90,284	380.54	8	1,01,530	404.33
DOOLAHAT	9	2,97,434	373.31	37	3,27,190	359.12
DOOMURDULLUNG	10	2,48,001	363.71	7	3,76,268	409.76
BORJAN	11	2,39,686	363.05	16	2,12,530	382.00
KHARIKATIA	12	2,68,159	361.13	12	2,72,529	389.30
KAMARBUND	13	1,31,377	359.48	14	1,29,719	386.06
HIRAJULI	14	80,329	359.11	17	1,14,080	380.52
HAJUA	15	2,21,163	352.47	9	3,31,008	400.45
GELAKEY	16	1,64,848	348.20	18	1,33,413	379.00
KOONTAI(B)	17	8,27,157	347.31	15	9,67,896	382.31
DOOMNI	18	4,93,086	346.96	23	5,34,325	371.35
DUFLATING	19	2,31,560	345.61	13	2,53,646	388.72
LOHPOHIA	20	69,859	341.57	25	97,507	367.50
GHILLIDARY	21	1,06,500	341.36	11	1,48,681	391.41
NAHORHABI	22	61,956	338.86	NULL	NULL	NULL
DEHA	23	1,97,695	334.26	21	1,85,810	374.67
KHONA	24	1,73,253	333.91	22	1,39,156	373.03
DEOHALL	25	4,25,344	333.23	57	3,70,081	339.69

\* Above 50,000 Kgs

Follow us on:

